

Clinical Activity for June 2024

1681
Patients supported

Compton
Care

specialist
palliative and
bereavement
support


423

Patients Referred

625

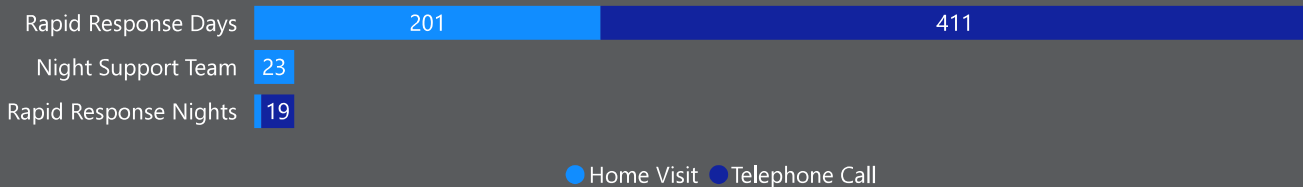
Referrals Received

Referrals by Service

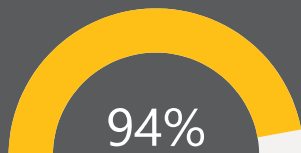


Rapid Response

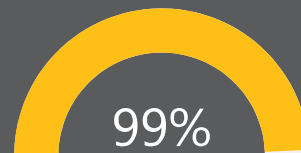
Total number of visits and phonecalls per service



% of patients seen within two hours




% of patients who avoided a hospital admission



Virtual Ward

Number of Admissions and Discharges



Average Patient Stay in days

4

Advice & Referral Line

Calls made to our Advice and Referral Line

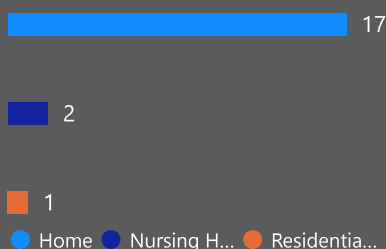
2217

Average Advice & Referral Line Call Wait

12 seconds

Patient Satisfaction

Patient Place of Death



% of patients who received their preferred place of death



% of service experiences good or above



Patient or Carer Submission



Planned Care Activity

Total number of visits and phonecalls per service



Clinical and Wellbeing Support

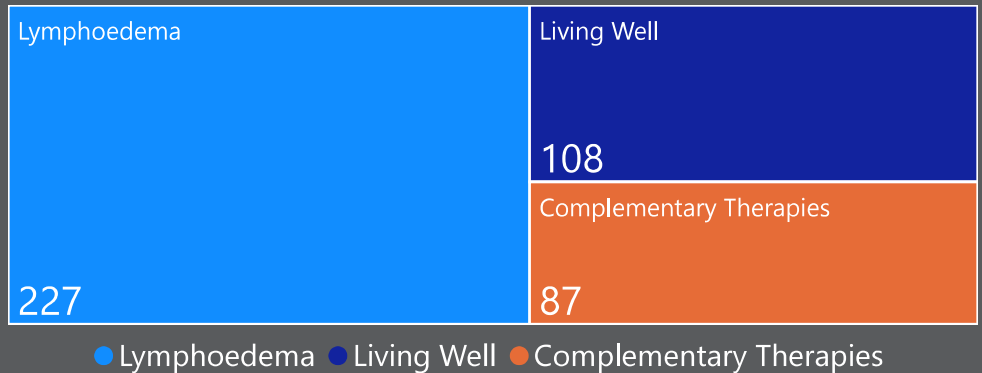
Number of people currently supported by our Bereavement Services

143

Number of people currently supported by our Spiritual Care Team

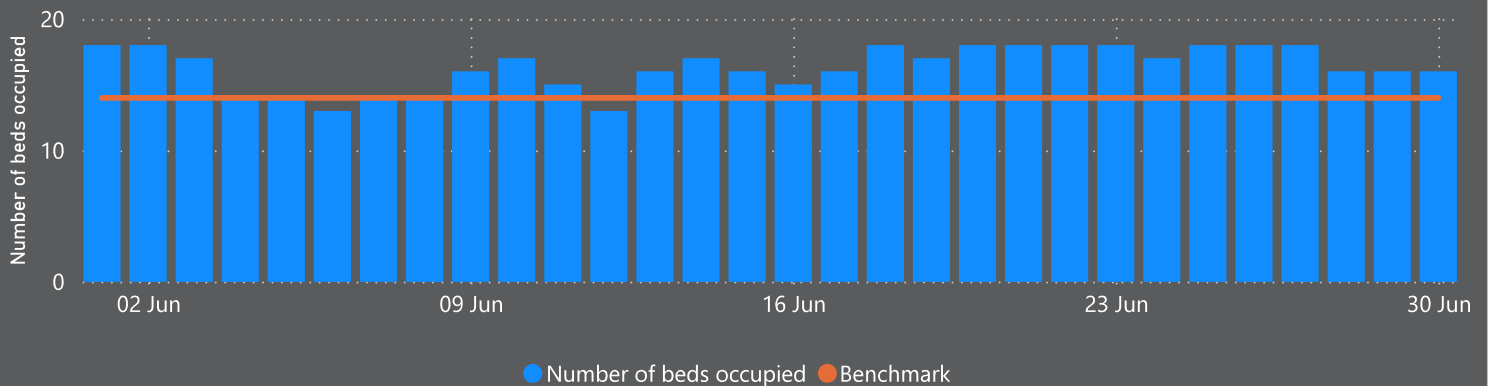
106

Number of support sessions conducted



IPU

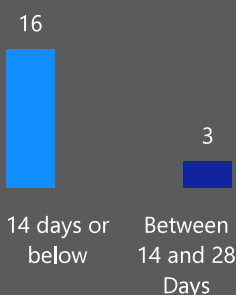
IPU Beds occupied against benchmarking target



6

Average length of stay in days

Length of Stay



489

IPU bed days occupied

31

Admissions made to the IPU

% of IPU bed days occupied

